

VCD-10 CLEANER/DEGREASER

Valorem VCD-10 Cleaner/Degreaser is a general-purpose solvent based cleaner designed to remove dirt, oils, grease, dust, and other contaminants that prevent proper topcoat adhesion and optimal final appearance. It is suitable for cleaning and degreasing bare metal, existing finishes, and primer surfacers.

**SAFETY CONSIDERATIONS**


- Use suitable personal protection.
- When exposed to paint or solvents AkzoNobel recommends the use of a fresh air supply respirator.
- Refer to product Safety Data Sheet (SDS) for more information.

**Suitable Surfaces**

- Metals
- Aluminum
- Painted surfaces

Do Not Use On

- Plastics
- Fiberglass or composites

**MIXING**


- Mixing is not required. Product is ready to use.

**PRE-CLEANING**

- When a repair is to be made or a finish is to be recoated, the first thing to do is to wash the car or the surface of the body panel to be worked on.
 - For efficient cleaning and removal of water-soluble contaminants such as bird droppings, bugs, or tree sap wash down the vehicle with warm water and pH neutral detergent.
 - Rinse with clean water and dry with a clean cloth.

**SURFACE CLEANING**

1. Use a two-towel method incorporating clean, lint free towels.
2. Work on one 12"x12" area at a time until the entire surface is cleaned.
3. Wet the surface with the first towel and scrub to loosen contamination.
4. Wipe with the second towel until the surface is completely dry.
 - Dry before cleaner can evaporate on the surface.

**RECOATING**

- Do not leave cleaned surfaces exposed for extended times before painting.


Read the complete TDS and the product Safety Data Sheet (SDS) for detailed product information

VCD-10 CLEANER/DEGREASER**DESCRIPTION**

Valorem VCD-10 Cleaner/Degreaser is a general-purpose solvent based cleaner designed to remove dirt, oils, grease, dust, and other contaminants that prevent proper topcoat adhesion and optimal final appearance. It is suitable for cleaning and degreasing bare metal, existing finishes, and primer surfacers.

**PRODUCT ASSORTMENT**

- Valorem VCD-10 Cleaner/Degreaser – Item #594465 (Gallon)
- Stock unopened or used products in approved closed containers with proper labeling. Store in moderate temperatures between 40°F - 95°F (5°C – 35°C). Avoid too much temperature fluctuation. Optimum storage temperature is approximately 70°F (21°C).
- Shelf life VCD-10 Cleaner/Degreaser – 2 years
 - Refer to price list for the most up-to-date shelf-life information.

**MIXING**

- Mixing is not required. Product is ready to use.

**SUITABLE SURFACES****Suitable Surfaces –**

- Metals
- Aluminum
- Painted surfaces

Do Not Use On –

- Plastics
- Fiberglass or composites



- Due to the potential for a flash fire, Valorem VCD-10 Cleaner/Degreaser should not be used on plastic, fiberglass, or composite parts. For these applications, use Valorem VCD-20 Waterborne Degreaser.

**SURFACE PRE-CLEANING****Pre-Cleaning**

- When a repair is to be made or a finish is to be recoated, the first thing to do is to wash the car or the surface of the body panel to be worked on.
 - For efficient cleaning and removal of water-soluble contaminants such as bird droppings, bugs, or tree sap wash down the vehicle with warm water and pH neutral detergent.
 - Rinse with clean water and dry with a clean cloth.

VCD-10 CLEANER/DEGREASER**DEGREASING**

After washing the car, or the surface of the body panel under treatment, wet a clean cloth with Valorem VCD-10 Cleaner/Degreaser and scrub the surface being refinished. This will remove surface contaminants and prepare for optimal adhesion of the paint system.

Work on 12 by 12-inch areas.

Do not allow the cleaner to evaporate on the panel substrate surface, or the contamination on the surface will remain. Wipe the surface thoroughly dry before the degreaser evaporates.

- 1) Use a two-towel method incorporating clean, lint free towels.
- 2) Work on one 12"x12" area at a time until the entire surface is cleaned.
- 3) Wet the surface with the first towel and scrub to loosen contamination.
- 4) Wipe to dry with the second towel until the surface is completely dry.
 - o Do not allow any cleaner to evaporate on the surface before it is dried with this towel.
 - o Cleaner that is not dried with a towel will allow contamination to remain on the surface.

**RECOATING**

- Do not leave cleaned surfaces exposed for extended times before painting.
 - o Do not leave the surface exposed for an extended time after degreaser is applied. If this occurs, repeat the cleaning and degreasing process for the affected area.

**VOC / REGULATORY INFORMATION**

Notice: Do not handle until the Safety Data Sheets have been read and understood. Regulations require that all employees be trained on Safety Data Sheets for all chemicals with which they come in contact. The manufacturer recommends the use of an air-supplied respirator when exposed to vapors or spray mist.

Valorem VCD-10 Cleaner/Degreaser Ready to spray VOC:

- 6.3 lb/gal (755 g/L)

AkzoNobel Inc., North America
Address: 1845 Maxwell Street – Troy, MI USA
Tel: 800.618.1010

FOR PROFESSIONAL USE WITH SUITABLE HSE EQUIPMENT

IMPORTANT NOTE The information in this data sheet is not intended to be exhaustive and is based on the present state of our knowledge and on current laws: any person using the product for any purpose other than that specifically recommended in the technical data sheet without first obtaining written confirmation from us as to the suitability of the product for the intended purpose does so at his own risk. It is always the responsibility of the user to take all necessary steps to fulfill the demands set out in the local rules and legislation. Always read the Safety Data Sheet and the Technical Data Sheet for this product if available. All advice we give or any statement made about the product by us (whether in this data sheet or otherwise) is correct to the best of our knowledge but we have no control over the quality or the condition of the substrate or the many factors affecting the use and application of the product. Therefore, unless we specifically agree in writing otherwise, we do not accept any liability whatsoever for the performance of the product or for any loss or damage arising out of the use of the product. All products supplied and technical advices given are subject to our standard terms and conditions of sale. You should request a copy of this document and review it carefully. The information contained in this data sheet is subject to modification from time to time in the light of experience and our policy of continuous development. It is the user's responsibility to verify that this data sheet is current prior to using the product.

Coatings brand names mentioned in this data sheet are trademarks of or are licensed to AkzoNobel.

Head Office

AkzoNobel Car Refinishes B.V., PO Box 3, 2170 BA Sassenheim, The Netherlands